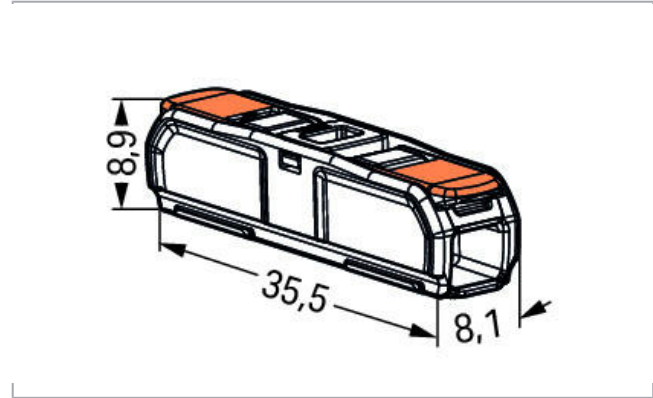


Data sheet | Item number: 221-2401 **NEW**

Inline splicing connector with lever; for all conductor types; 12 AWG (max.); 2-conductor; transparent housing; white cover; Surrounding air temperature: max 85°C (T85); 4,00 mm²; transparent



www.wago.com/221-2401



RoHS 
Compliant

[BOMcheck.net](https://www.bomcheck.net)

Data

Electrical data

Ratings per IEC/EN 60664-1

Ratings per	EN 60664
Nominal voltage (II/2)	450 V
Rated surge voltage (II/2)	4 kV
Rated current	32 A
Legend (ratings)	(II / 2) ≙ Overvoltage category II / Pollution degree 2

Ratings per UL 1059

Rated voltage UL (Use Group C)	600 V
Rated current UL (Use Group C)	20 A

Connection data

Connection technology	CAGE CLAMP®
Actuation type	Lever

Subject to changes. Please also observe the further product documentation!

WAGO Corporation
Germantown, WI 53022
Phone: 1-800-DIN-RAIL (346-7245) | Fax: (262) 255-6222
Email: info.us@wago.com | Web: www.wago.us

Do you have any questions about our products?
We are always happy to take your call at {0}.

Connectable conductor materials	Copper
Solid conductor	0.2 ... 4 mm ² / 20 ... 12 AWG
Stranded conductor	0.2 ... 2.5 mm ² / 18 ... 12 AWG
Fine-stranded conductor	0.34 ... 4 mm ² / 18 ... 12 AWG
Strip length	11 mm / 0.43 inch
Total number of connection points	2

Physical data

Width	8.1 mm / 0.319 inch
Height	8.9 mm / 0.35 inch
Depth	35.5 mm / 1.398 inch

Material data





Color	transparent
Flammability class per UL94	V2
Color of actuator	orange
Weight	3.6 g

Commercial data

















Packaging type	BOX
Country of origin	DE
GTIN	4055144067040
Customs tariff number	85369010000

Compatible products

assembling

	Item no.: 221-2501 Mounting carrier with strain relief; 1-way; for inline splicing connector with lever; for screw mounting; gray	www.wago.com/221-2501
	Item no.: 221-2502 Mounting carrier with strain relief; 2-way; for inline splicing connector with lever; for screw mounting; gray	www.wago.com/221-2502
	Item no.: 221-2503 Mounting carrier with strain relief; 3-way; for inline splicing connector with lever; for screw mounting; gray	www.wago.com/221-2503
	Item no.: 221-2504 Mounting carrier with strain relief; 4-way; for inline splicing connector with lever; for screw mounting; gray	www.wago.com/221-2504
	Item no.: 221-2505	

Subject to changes. Please also observe the further product documentation!

	Mounting carrier with strain relief; 5-way; for inline splicing connector with lever; for screw mounting; gray	www.wago.com/221-2505
Item no.: 221-2511		
	Mounting carrier with strain relief; 1-way; for inline splicing connector with lever; with snap-in mounting foot; gray	www.wago.com/221-2511
Item no.: 221-2512		
	Mounting carrier with strain relief; 2-way; for inline splicing connector with lever; with snap-in mounting foot; gray	www.wago.com/221-2512
Item no.: 221-2513		
	Mounting carrier with strain relief; 3-way; for inline splicing connector with lever; with snap-in mounting foot; gray	www.wago.com/221-2513
Item no.: 221-2514		
	Mounting carrier with strain relief; 4-way; for inline splicing connector with lever; with snap-in mounting foot; gray	www.wago.com/221-2514
Item no.: 221-2515		
	Mounting carrier with strain relief; 5-way; for inline splicing connector with lever; with snap-in mounting foot; gray	www.wago.com/221-2515
Item no.: 221-2521		
	Mounting carrier; 1-way; for inline splicing connector with lever; for screw mounting; gray	www.wago.com/221-2521
Item no.: 221-2522		
	Mounting carrier; 2-way; for inline splicing connector with lever; for screw mounting; gray	www.wago.com/221-2522
Item no.: 221-2523		
	Mounting carrier; 3-way; for inline splicing connector with lever; for screw mounting; gray	www.wago.com/221-2523
Item no.: 221-2524		
	Mounting carrier; 4-way; for inline splicing connector with lever; for screw mounting; gray	www.wago.com/221-2524
Item no.: 221-2525		
	Mounting carrier; 5-way; for inline splicing connector with lever; for screw mounting; gray	www.wago.com/221-2525
Item no.: 221-2531		
	Mounting carrier; 1-way; for inline splicing connector with lever; with snap-in mounting foot; gray	www.wago.com/221-2531
Item no.: 221-2532		
	Mounting carrier; 2-way; for inline splicing connector with lever; with snap-in mounting foot; gray	www.wago.com/221-2532
Item no.: 221-2533		
	Mounting carrier; 3-way; for inline splicing connector with lever; with snap-in mounting foot; gray	www.wago.com/221-2533
Item no.: 221-2534		
	Mounting carrier; 4-way; for inline splicing connector with lever; with snap-in mounting foot; gray	www.wago.com/221-2534
Item no.: 221-2535		
	Mounting carrier; 5-way; for inline splicing connector with lever; with snap-in mounting foot; gray	www.wago.com/221-2535

Downloads

Documentation

Subject to changes. Please also observe the further product documentation!

WAGO Corporation
 Germantown, WI 53022
 Phone: 1-800-DIN-RAIL (346-7245) | Fax: (262) 255-6222
 Email: info.us@wago.com | Web: www.wago.us

Do you have any questions about our products?
 We are always happy to take your call at {0}.

Data sheet | Item number: 221-2401 **NEW**

www.wago.com/221-2401



Additional Information

Technical explanations

2019-4-3

pdf
2.2 MB

Download

Installation Notes

Subject to changes. Please also observe the further product documentation!

WAGO Corporation
Germantown, WI 53022
Phone: 1-800-DIN-RAIL (346-7245) | Fax: (262) 255-6222
Email: info.us@wago.com | Web: www.wago.us

Do you have any questions about our products?
We are always happy to take your call at {0}.